





CBN and PCD turning inserts

INSERTS

Edition 2





INTRODUCTION

FIUDI of Turin (Italy) has become part of the Japanese OSG Group.

With the acquisition of FIUDI, a medium-sized company specialising in the development and production of PCD, PcBN, Diamond Monocrystal Cutting Tools, the OSG Group will strengthen its market position in Europe.

With over 60 years of experience, FIUDI is present with its technological solutions in the AUTOMOTIVE, AEROSPACE, OIL & GAS segments.

Thanks to the synergies with OSG, FIUDI aims for growth in product and process development.





CERTIFICATIONS

ISO Certifications

Satisfying the customer means offering, in compliance with legal obligations, compulsory regulations and other subscribed requirements for the health and safety of workers and the environment, products and services with excellent quality peculiarities.

We protect natural resources and the environment

FIUDI has chosen to pursue its objectives with integrated methodologies and tools compliant with UNI EN ISO 9001:2015 and UNI EN ISO 14001:2015 standards oriented towards prevention and continuous improvement.




CERTIFICATO N. 15588/06/S
CERTIFICATE No.

SI CERTIFICA CHE IL SISTEMA DI GESTIONE PER LA QUALITÀ DI
 IT IS HEREBY CERTIFIED THAT THE QUALITY MANAGEMENT SYSTEM OF

FIUDI S.R.L.

VIA CARLO FERRERO, 85/A/B 10098 Rivoli (TO) ITALIA
 NELLE SEGUENTI UNITÀ OPERATIVE / IN THE FOLLOWING OPERATIONAL UNITS

VIA CARLO FERRERO, 85/A/B 10098 Rivoli (TO) ITALIA

È CONFORME ALLA NORMA / IS IN COMPLIANCE WITH THE STANDARD
ISO 9001:2015

PER I SEGUENTI CAMPI DI ATTIVITÀ / FOR THE FOLLOWING FIELD(S) OF ACTIVITIES

PROGETTAZIONE E PRODUZIONE DI UTENSILI DIAMANTATI MEDIANTE PROCESSI DI LAVORAZIONE MECCANICA, SALDOBRASSATURA, SINTERIZZAZIONE ED AFFILATURA DEL DIAMANTE. IAF-17

DESIGN AND PRODUCTION OF DIAMOND TOOLS BY MACHINING, BRAZE WELDING, SINTERING AND DIAMOND SHARPENING.

CONCEPTION ET FABRICATION D'OUTILS DIAMANTÉS PAR DES PROCESSUS D'USINAGE, SOUDOBRASSAGE, FRITTAGE ET LA AFFUTAGE DU DIAMANT.

La validità del presente certificato è subordinata a sorveglianza periodica annuale / nominalità ed al riscontro completo dei documenti gestione con periodicità trimestrale
 The validity of this certificate is dependent on an annual / nominality audit and on a complete review every three years of the management system
 L'uso e la validità del presente certificato sono soggetti al rispetto del documento RINA, Regolamento per la Certificazione di Sistemi di Gestione per la Qualità
 The use and validity of this certificate are subject to compliance with the RINA document - Rules for the certification of Quality Management Systems

Prima emissione / First issue	18.12.2006	Data decisione di rinnovo / Renewal decision date	14.12.2021
Data scadenza / Expiry date	15.12.2024	Data revisione / Revision date	14.12.2021

Divide Tori
 Turin Management System
 Certification, Head






SGQ N° 002 A
 Member of the Accord of Mutual Recognition of SA, IAF and SAC
 Signature of SA, IAF and SAC
 Mutual Recognition Agreement

RINA Services S.p.A.
 Via Corsica 12 - 10128 Cuneo (Italy)

CISQ is Federazione Italiana di Organismi di Certificazione del sistema di gestione aziendale
 CISQ is the Italian Federation of management system Certification Bodies




CERTIFICATO N. EMS-1621/S
CERTIFICATE No.

SI CERTIFICA CHE IL SISTEMA DI GESTIONE AMBIENTALE DI
 IT IS HEREBY CERTIFIED THAT THE ENVIRONMENTAL MANAGEMENT SYSTEM OF

FIUDI S.R.L.

VIA CARLO FERRERO, 85/A/B 10098 Rivoli (TO) ITALIA
 NELLE SEGUENTI UNITÀ OPERATIVE / IN THE FOLLOWING OPERATIONAL UNITS

VIA CARLO FERRERO, 85/A/B 10098 Rivoli (TO) ITALIA

È CONFORME ALLA NORMA / IS IN COMPLIANCE WITH THE STANDARD
ISO 14001:2015

E AL REGOLAMENTO TECNICO ACCREDIA RT-09, APPLICABILE IN ITALIA
 PER I SEGUENTI CAMPI DI ATTIVITÀ / FOR THE FOLLOWING FIELD(S) OF ACTIVITIES

PROGETTAZIONE E PRODUZIONE DI UTENSILI DIAMANTATI MEDIANTE PROCESSI DI LAVORAZIONE MECCANICA, SALDOBRASSATURA, SINTERIZZAZIONE E AFFILATURA DEL DIAMANTE. IAF-17

DESIGN AND PRODUCTION OF DIAMOND TOOLS BY MACHINING, BRAZE WELDING, SINTERING AND DIAMOND SHARPENING.

CONCEPTION ET FABRICATION D'OUTILS DIAMANTÉS PAR DES PROCESSUS D'USINAGE, SOUDOBRASSAGE, FRITTAGE ET LA AFFUTAGE DU DIAMANT.

La validità del presente certificato è subordinata a sorveglianza periodica annuale / nominalità ed al riscontro completo dei documenti gestione con periodicità trimestrale
 The use and the validity of this certificate are subject to compliance with the RINA document - Rules for the Certification of Environmental Management Systems
 La validità del presente certificato è subordinata a sorveglianza periodica annuale / nominalità ed al riscontro completo dei documenti gestione con periodicità trimestrale
 The validity of this certificate is dependent on an annual / nominality audit and on a complete review every three years of the management system

Prima emissione / First issue	21.12.2006	Data decisione di rinnovo / Renewal decision date	14.12.2021
Data scadenza / Expiry date	15.12.2024	Data revisione / Revision date	14.12.2021

Divide Tori
 Turin Management System
 Certification, Head






SGQ N° 002 D
 Member of the Accord of Mutual Recognition of SA, IAF and SAC
 Signature of SA, IAF and SAC
 Mutual Recognition Agreement

RINA Services S.p.A.
 Via Corsica 12 - 10128 Cuneo (Italy)


CISQ is Federazione Italiana di Organismi di Certificazione del sistema di gestione aziendale
 CISQ is the Italian Federation of management system Certification Bodies

CBN CUTTING EDGE GEOMETRY

Turning | Mechanical Fastening | Applications

CUTTING EDGE GEOMETRY

Applications

CUTTING EDGE GEOMETR	
<p>Bevel angle and bevel width characteristics</p> 	
<p>Forces shear forces</p>	<p>Low ↔ High</p>
<p>Resistance wear resistance</p>	<p>Good ↔ Poor</p>
<p>Resistance to chipping</p>	<p>Poor ↔ Good</p>
<p>Application</p>	<p>Continuous ↔ Interrupted</p>
<p>As the reinforcement plane and bevel angle increase, the strength of the cutting edge increases, allowing higher feed rates.</p> <p>If the objective is machining stability and the consequent durability of the cutting edge, the largest chamfer should be the best choice.</p> <p>If the part to be machined requires good surface finish and adherence to dimensional tolerances, a cutting edge with a smaller chamfer is advisable in order to reduce cutting forces, temperatures and possible vibration.</p>	

COATINGS

Technical Specifications

● In Stock - ○ By request





























GENERAL CHARACTERISTICS							
Abbreviation	Composition	Hardness (HV) ISO 14577-4	T° Deposition (C°)	T° max. Utilizzo (C°)	Micron Thickness	Color	Stock
A	AlTiN	2800 - 3200	400°	1100°	2 - 12	Grey - Purple	○
B	AlCrN	2800 - 3200	450°	1100°	3 - 6	Grey	●
C	AlTiSiN	2900 - 3300	450°	1100°	2 - 4	Bronze	○
T	TiN	2500 - 2700	450°	520°	2 - 5	Yellow	○

CBN CUTTING PARAMETERS

Turning | Mechanical Fastening | Cutting conditions

CBN INSERTS

Cutting parameters and condition

	Material	Application	Coolant	Grade	Cutting parameters		
					Ap (mm)	F (mm/rev)	Vc (m/min)
K	Grey cast iron	 	 	09	0,10 - 0,30 - 1,00	0,10 - 0,20 - 0,50	500 - 1500 - 2000
				11	0,10 - 0,30 - 1,00	0,10 - 0,25 - 0,60	400 - 1200 - 1600
	SG Iron		 	09	0,10 - 0,20 - 0,50	0,10 - 0,20 - 0,40	200 - 350 - 500
				11	0,10 - 0,20 - 0,50	0,10 - 0,30 - 0,50	150 - 300 - 450
	NiHard cast iron	 		883	0,10 - 0,20 - 0,50	0,10 - 0,30 - 0,50	200 - 350 - 500
H	Heat-treated steels Thermally	 	 	882	0,05 - 0,15 - 0,20	0,03 - 0,10 - 0,15	100 - 180 - 300
				901	0,05 - 0,20 - 0,35	0,03 - 0,10 - 0,30	50 - 100 - 150
				883	0,05 - 0,20 - 0,35	0,03 - 0,10 - 0,30	60 - 150 - 200
H	Sintered steels	 	 	879	0,05 - 0,15 - 0,25	0,03 - 0,10 - 0,20	50 - 150 - 250
				879	0,05 - 0,15 - 0,25	0,03 - 0,10 - 0,20	50 - 120 - 220

1. These are to be considered general guidelines. Modifications may be necessary according to actual working conditions.
2. Check the correct positioning of the insert on the insert holder before use.

CBN Turning Inserts | Mechanical Fastening

ABRASIVE QUALITY

Technical specifications

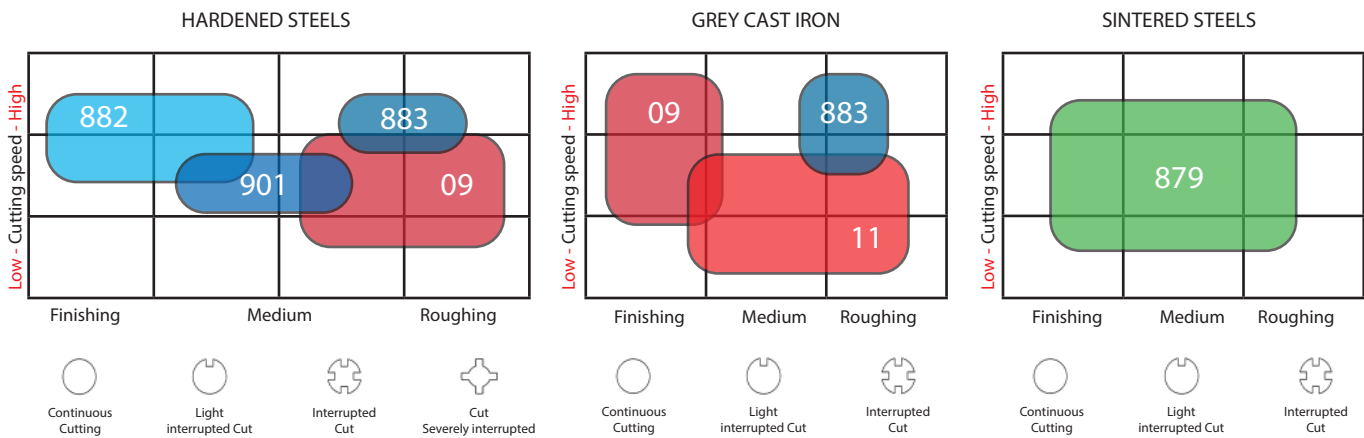
Grade	Technical Specifications	% Abrasive	Hardness Hv
882	The sub-micrometric grain size makes it suitable for finishing work on hardened steels in the presence of continuous or slightly interrupted cutting. High thermal stability.	> 60 %	2500 - 2700
901	Sub-micrometric grain size, suitable for finishing work on hardened steels with a strongly interrupted cut combined with adequate cutting edge preparation.	< 60 %	2600 - 2800
09	The grain size of CBN makes this grade particularly wear-resistant, suitable for finishing operations on grey cast iron, on continuous cutting and/or in the presence of slightly interrupted cutting.	< 90 %	3700 - 3900
11	The size of the CBN grains together with the characteristics of the binder ensure good toughness and surface finish on grey cast iron in the presence of interrupted cutting.	< 85 %	3600 - 3800
879	The grit size of this abrasive makes it extremely wear resistant, particularly suitable for machining sintered steels and at high speeds.	< 90 %	3700 - 3900
883	Solid abrasive particularly suitable for heavy-duty and/or high-speed cutting operations, high thermal conductivity, excellent wear resistance.	< 90 %	3750 - 3950

CBN CUTTING PARAMETERS

Turning | Mechanical Fastening | Cutting conditions

CHOICE OF GRADE

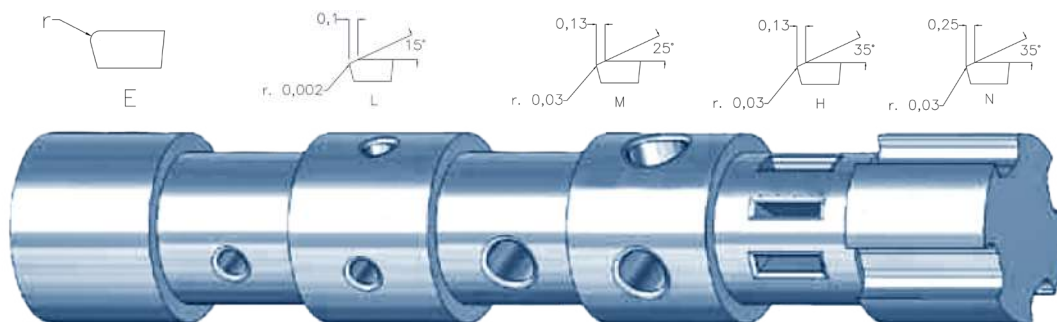
Applications and degree of finish



MICROGEOMETRY OF THE CUTTING EDGE

Technical specifications

MICROGEOMETRY OF THE CUTTING EDGE		
Letter	Description	Scheme
F	Sharp edge	
E	Honing on cutting edge	
L	0,1 x 15° Bevel on cutting edge	
M	0,13 x 25° Bevel on cutting edge	
H	0,13 x 35° Bevel on cutting edge	
N	0,25 x 35° Bevel on cutting edge	



CBN Turning Inserts | Mechanical Fastening

DENOMINATION INSERTS

Turning | Mechanical Fastening

CBN Turning Inserts | Mechanical Fastening

Form	
A	Parall. 85°
B	Parall. 82°
C	Romb. 80°
D	Romb. 55°
E	Romb. 75°
H	Hexagonal
K	Parall. 55°
L	Rectangle
M	Romb. 86°
O	Octagon
R	Round
S	Square
T	Triangular
V	Romb. 35°
W	Trigon
X	No ISO

Tolerances											
Tolerance class	Tolerance ± mm			Inscribed circle range							
	Quota *m	Spess.	C. I.	3.96	4.76	5.55	6.35	7.93	9.52	12.7	
A	±0.005	±0.025	±0.025	•	•	•	•	•	•	•	
C	±0.013	±0.025	±0.025	•	•	•	•	•	•	•	
E	±0.025	±0.025	±0.025	•	•	•	•	•	•	•	
F	±0.005	±0.025	±0.013	•	•	•	•	•	•	•	
G	±0.025	±0.13	±0.025	•	•	•	•	•	•	•	
H	±0.013	±0.025	±0.013	•	•	•	•	•	•	•	
J	±0.005	±0.025	±0.05	•	•	•	•	•	•	•	
			±0.1								
K	±0.013	±0.025	±0.05	•	•	•	•	•	•	•	
			±0.08								
			±0.1								
M	±0.08	±0.13	±0.05	•	•	•	•	•	•	•	
			±0.08								
			±0.1								
N	±0.08	±0.025	±0.05	•	•	•	•	•	•	•	
			±0.08								
			±0.1								
U	±0.13	±0.13	±0.08	•	•	•	•	•	•	•	
			±0.20								
			±0.27								

Insert side length	

Ray	
00	r = 0/round
01	r = 0.1
02	r = 0.2
04	r = 0.4
08	r = 0.8
12	r = 1.2
16	r = 1.6

R
1

N
2

G
3

N
4

16
5

04
6

00
7

Underside	
N	0°
A	3°
B	5°
C	7°
P	11°
D	15°
E	20°
F	25°
G	30°
O	Other specifications

Sharp	
N	
R	
F	
A	
M	
G	
W	
T	
H	
X	Special

Thickness	
01	s=1.58
T1	s=1.98
02	s=2.38
03	s=3.18
T3	s=3.97
04	s=4.76
05	s=5.55
06	s=6.35

DENOMINATION INSERTS

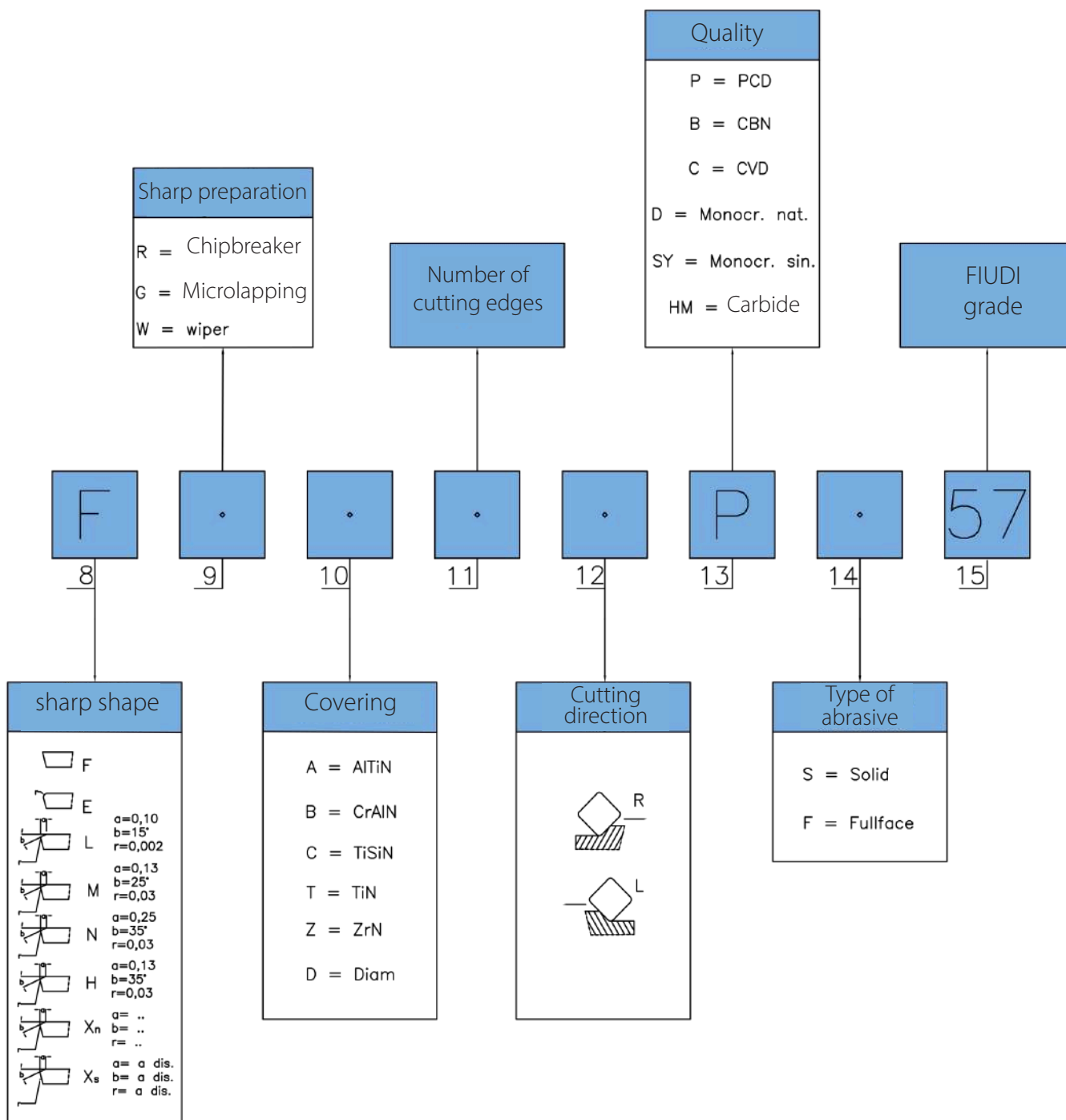
Turning | Mechanical Fastening



Fiudi

diamond tools

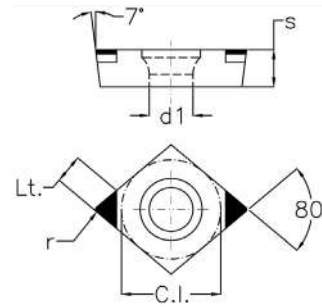

OSG group company



CBN Turning Inserts | Mechanical Fastening

INSERTS

Turning | CBN



- Two-edged insert Type CCGW...

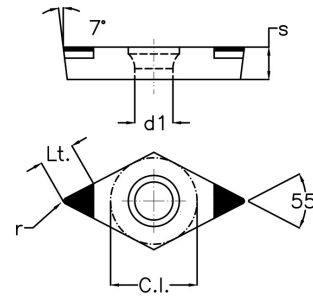

● In Stock - ○ by request

CBN Turning Inserts | Mechanical Fastening

EDP	DESCRIPTION	c.i.	s	r	Lt	d1	K		H		Sintered steel		Price
							09	11	901	882	883	879	
							Stock	Stock	Stock	Stock	Stock	Stock	
223-027698-11LB	CCGW060202LB2B	6,35	2,38	0,2	2,8	2,8		○					
223-027698-882LB	CCGW060202LB2B	6,35	2,38	0,2	2,8	2,8				●			
223-027698-11MB	CCGW060202MB2B	6,35	2,38	0,2	2,8	2,8		○					
223-027698-882MB	CCGW060202MB2B	6,35	2,38	0,2	2,8	2,8					○		
223-027035-11EB	CCGW060204EB2B	6,35	2,38	0,4	2,7	2,8		○					
223-027035-882EB	CCGW060204EB2B	6,35	2,38	0,4	2,7	2,8						○	
223-027035-11LB	CCGW060204LB2B	6,35	2,38	0,4	2,7	2,8		○					
223-027035-882LB	CCGW060204LB2B	6,35	2,38	0,4	2,7	2,8						●	
223-027035-11MB	CCGW060204MB2B	6,35	2,38	0,4	2,7	2,8		●					
223-027035-882MB	CCGW060204MB2B	6,35	2,38	0,4	2,7	2,8						●	
223-032195-11LB	CCGW09T302LB2B	9,52	3,97	0,2	2,8	4,4		○					
223-032195-882LB	CCGW09T302LB2B	9,52	3,97	0,2	2,8	4,4						○	
223-032195-11MB	CCGW09T302MB2B	9,52	3,97	0,2	2,8	4,4		○					
223-032195-882MB	CCGW09T302MB2B	9,52	3,97	0,2	2,8	4,4						○	
223-027700-11EB	CCGW09T304EB2B	9,52	3,97	0,4	2,7	4,4		○					
223-027700-882EB	CCGW09T304EB2B	9,52	3,97	0,4	2,7	4,4						○	
223-027700-11LB	CCGW09T304LB2B	9,52	3,97	0,4	2,7	4,4		○					
223-027700-882LB	CCGW09T304LB2B	9,52	3,97	0,4	2,7	4,4						○	
223-027700-901M	CCGW09T304M2B	9,52	3,97	0,4	2,7	4,4				●			
223-027700-11MB	CCGW09T304MB2B	9,52	3,97	0,4	2,7	4,4		●					
223-027700-882MB	CCGW09T304MB2B	9,52	3,97	0,4	2,7	4,4						●	
223-027700-11N	CCGW09T304N2B	9,52	3,97	0,4	2,7	4,4		○					
223-027700-882N	CCGW09T304N2B	9,52	3,97	0,4	2,7	4,4						○	
223-027700-11NB	CCGW09T304NB2B	9,52	3,97	0,4	2,7	4,4		○					
223-027700-882NB	CCGW09T304NB2B	9,52	3,97	0,4	2,7	4,4						○	
223-027701-11EB	CCGW09T308EB2B	9,52	3,97	0,8	2,6	4,4		○					
223-027701-882EB	CCGW09T308EB2B	9,52	3,97	0,8	2,6	4,4						○	
223-027701-11LB	CCGW09T308LB2B	9,52	3,97	0,8	2,6	4,4		○					
223-027701-882LB	CCGW09T308LB2B	9,52	3,97	0,8	2,6	4,4						○	
223-027701-09LB	CCGW09T308LB2B	9,52	3,97	0,8	2,6	4,4		●					
223-027701-901M	CCGW09T308M2B	9,52	3,97	0,8	2,6	4,4				●			
223-027701-11MB	CCGW09T308MB2B	9,52	3,97	0,8	2,6	4,4		●					
223-027701-882MB	CCGW09T308MB2B	9,52	3,97	0,8	2,6	4,4						●	
223-027701-901HB	CCGW09T308HB2B	9,52	3,97	0,8	2,6	4,4				●			
223-027701-11N	CCGW09T308N2B	9,52	3,97	0,8	2,6	4,4		○					
223-027701-882N	CCGW09T308N2B	9,52	3,97	0,8	2,6	4,4						○	
223-027701-11NB	CCGW09T308NB2B	9,52	3,97	0,8	2,6	4,4		○					
223-027701-882NB	CCGW09T308NB2B	9,52	3,97	0,8	2,6	4,4						○	
223-020054-09M	CCGW120408M2B	12,70	4,76	0,8	2,6	5,5		●					

INSERTS

Turning | CBN



- Two-cutter insert type DCGW...

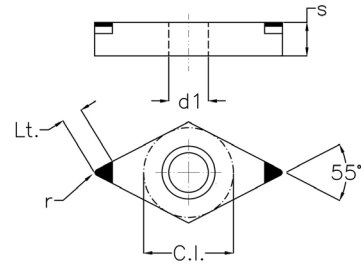
● In Stock - ○ By request

CBN Turning Inserts | Mechanical Fastening

EDP	DESCRIPTION	c.i.	s	r	Lt	d1	K		H		Sintered steel		Price
							09	11	901	882	883	879	
							Stock	Stock	Stock	Stock	Stock	Stock	
224-020055-11LB	DCGW070202LB2B	6,35	2,38	0,2	2,4	2,8	○	○					
224-020055-882LB	DCGW070202LB2B	6,35	2,38	0,2	2,4	2,8			●				
224-020055-11MB	DCGW070202MB2B	6,35	2,38	0,2	2,4	2,8	○	○					
224-020055-882MB	DCGW070202MB2B	6,35	2,38	0,2	2,4	2,8				○			
224-020056-11EB	DCGW070204EB2B	6,35	2,38	0,4	2,2	2,8	○	○					
224-020056-882EB	DCGW070204EB2B	6,35	2,38	0,4	2,2	2,8				○			
224-020056-11LB	DCGW070204LB2B	6,35	2,38	0,4	2,2	2,8	○	○					
224-020056-882LB	DCGW070204LB2B	6,35	2,38	0,4	2,2	2,8				○			
224-020056-11MB	DCGW070204MB2B	6,35	2,38	0,4	2,2	2,8	○	○					
224-020056-882MB	DCGW070204MB2B	6,35	2,38	0,4	2,2	2,8				○			
224-020058-11LB	DCGW11T302LB2B	9,52	3,97	0,2	3,1	4,4	○	○					
224-020058-882LB	DCGW11T302LB2B	9,52	3,97	0,2	3,1	4,4				○			
224-020059-11EB	DCGW11T304EB2B	9,52	3,97	0,4	2,8	4,4	○	○					
224-020059-882EB	DCGW11T304EB2B	9,52	3,97	0,4	2,8	4,4				○			
224-020059-11LB	DCGW11T304LB2B	9,52	3,97	0,4	2,8	4,4	●	○					
224-020059-882LB	DCGW11T304LB2B	9,52	3,97	0,4	2,8	4,4				○			
224-020059-11MB	DCGW11T304MB2B	9,52	3,97	0,4	2,8	4,4	●	○					
224-020059-882MB	DCGW11T304MB2B	9,52	3,97	0,4	2,8	4,4				○			
224-020059-11N	DCGW11T304N2B	9,52	3,97	0,4	2,8	4,4	○	○					
224-020059-882N	DCGW11T304N2B	9,52	3,97	0,4	2,8	4,4				○			
224-020059-11NB	DCGW11T304NB2B	9,52	3,97	0,4	2,8	4,4	○	○					
224-020059-882NB	DCGW11T304NB2B	9,52	3,97	0,4	2,8	4,4				○			
224-020060-11EB	DCGW11T308EB2B	9,52	3,97	0,8	2,5	4,4	○	○					
224-020060-882EB	DCGW11T308EB2B	9,52	3,97	0,8	2,5	4,4				○			
224-020060-11LB	DCGW11T308LB2B	9,52	3,97	0,8	2,5	4,4	○	○					
224-020060-882LB	DCGW11T308LB2B	9,52	3,97	0,8	2,5	4,4				○			
224-020060-901M	DCGW11T308M2B	9,52	3,97	0,8	2,5	4,4			●				
224-020060-11MB	DCGW11T308MB2B	9,52	3,97	0,8	2,5	4,4	●	○					
224-020060-882MB	DCGW11T308MB2B	9,52	3,97	0,8	2,5	4,4				○			
224-020060-879MB	DCGW11T308MB2B	9,52	3,97	0,8	2,5	4,4					●		
224-020060-11N	DCGW11T308N2B	9,52	3,97	0,8	2,5	4,4	○	○					
224-020060-882N	DCGW11T308N2B	9,52	3,97	0,8	2,5	4,4				○			
224-020060-11NB	DCGW11T308NB2B	9,52	3,97	0,8	2,5	4,4	○	○					
224-020060-882NB	DCGW11T308NB2B	9,52	3,97	0,8	2,5	4,4				○			

INSERTS

Turning | CBN



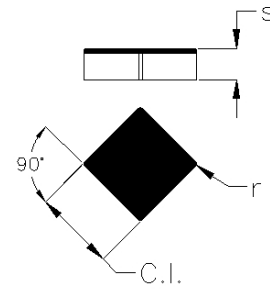
- Two-cutter insert type DNGA...

● In Stock - ○ By request

EDP	DESCRIPTION	c.i.	s	r	Lt	d1	K		H		Sintered steel		Price
							09	11	901	882	883	879	
							Stock	Stock	Stock	Stock	Stock	Stock	
224-032197-11MB	DNGA150404MB2B	12,70	4,76	0,4	2,7	5,16	○						
224-032197-882MB	DNGA150404MB2B	12,70	4,76	0,4	2,7	5,16				○			
224-032198-11MB	DNGA150604MB2B	12,70	6,35	0,4	2,7	5,16	●						
224-032198-882MB	DNGA150604MB2B	12,70	6,35	0,4	2,7	5,16				●			
224-026359-11MB	DNGA150608MB2B	12,70	6,35	0,8	2,5	5,16	●						
224-026359-882MB	DNGA150608MB2B	12,70	6,35	0,8	2,5	5,16				●			
224-026359-11N	DNGA150608N2B	12,70	6,35	0,8	2,5	5,16	○						
224-026359-882N	DNGA150608N2B	12,70	6,35	0,8	2,5	5,16				○			
224-026359-901N	DNGA150608N2B	12,70	6,35	0,8	2,5	5,16			●				
224-026359-11NB	DNGA150608NB2B	12,70	6,35	0,8	2,5	5,16	○						
224-026359-882NB	DNGA150608NB2B	12,70	6,35	0,8	2,5	5,16				○			
224-027400-11N	DNGA150612N2B	12,70	6,35	1,2	2,3	5,16	○						
224-027400-882N	DNGA150612N2B	12,70	6,35	1,2	2,3	5,16				○			
224-027400-11NB	DNGA150612NB2B	12,70	6,35	1,2	2,3	5,16	○						
224-027400-882NB	DNGA150612NB2B	12,70	6,35	1,2	2,3	5,16				○			

INSERTS

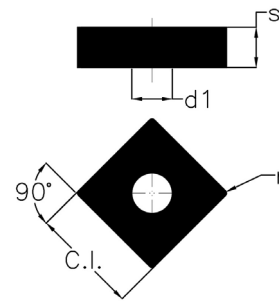
Turning | CBN



- Full Face Insert Type SNGN...

● In Stock - ○ By request

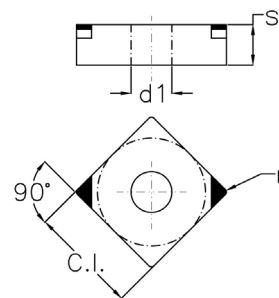
EDP	DESCRIPTION	c.i.	s	r	Lt	d1	K		H		Sintered steel		Price
							09	11	901	882	883	879	
							Stock	Stock	Stock	Stock	Stock	Stock	
232-022676-11E	SNGN120408E4BF	12,70	4,76	0,8	12,70		○						
232-022452-11E	SNGN120412E4BF	12,70	4,76	1,2	12,70		●						



- Integral insert type SNGG...

● In Stock - ○ By request

EDP	DESCRIPTION	c.i.	s	r	Lt	d1	K		H		Sintered steel		Price
							09	11	901	882	883	879	
							Stock	Stock	Stock	Stock	Stock	Stock	
252-033368-883M	SNGG120408M8BS	12,70	4,76	0,8	12,70	5,16					○		
252-033369-883M	SNGG120412M8BS	12,70	4,76	1,2	12,70	5,16					○		



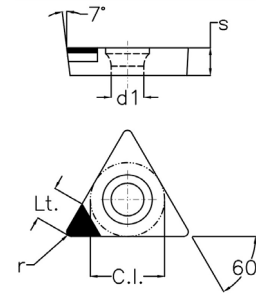

- Two-cutter insert type SNGA...

● In Stock - ○ By request

EDP	DESCRIPTION	c.i.	s	r	Lt	d1	K		H		Sintered steel		Price
							09	11	901	882	883	879	
							Stock	Stock	Stock	Stock	Stock	Stock	
232-032199-11MB	SNGA120408MB2B	12,70	4,76	0,8	2,6	5,16		○					
232-032199-09MB	SNGA120408MB2B	12,70	4,76	0,8	2,6	5,16	○	○					
232-032200-11MB	SNGA120412MB2B	12,70	4,76	1,2	2,5	5,16		○					
232-032200-09MB	SNGA120412MB2B	12,70	4,76	1,2	2,5	5,16	○	○					

INSERTS

Turning | CBN

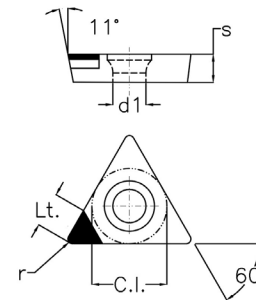



- Single-cutter insert Type TCGW...

● In Stock - ○ By request

EDP	DESCRIPTION	c.i.	s	r	Lt	d1	K		H		Sintered steel		Price
							09	11	901	882	883	879	
							Stock		Stock		Stock		
213-033041-11LB	TCGW090202LB1B	5,56	2,38	0,2	3	2,8	●						
213-033041-882LB	TCGW090202LB1B	5,56	2,38	0,2	3	2,8			●				
213-032201-11MB	TCGW110204MB1B	6,35	2,38	0,4	3	2,8	●						
213-032201-882MB	TCGW110204MB1B	6,35	2,38	0,4	3	2,8				●			
213-032202-901M	TCGW110208M1B	6,35	2,38	0,8	2,8	2,8			●				
213-032202-11MB	TCGW110208MB1B	6,35	2,38	0,8	2,8	2,8	●						
213-032202-882MB	TCGW110208MB1B	6,35	2,38	0,8	2,8	2,8				●			
213-032202-09MB	TCGW110208MB1B	6,35	2,38	0,8	2,8	2,8	●						
213-032202-09HB	TCGW110208HB1B	6,35	2,38	0,8	2,8	2,8	●						
213-032202-882MB	TCGW110208NB1B	6,35	2,38	0,8	2,8	2,8					○		
213-032204-11MB	TCGW16T304MB1B	9,52	3,97	0,4	3	4,4		○					
213-032204-882MB	TCGW16T304MB1B	9,52	3,97	0,4	3	4,4					○		
213-032205-11MB	TCGW16T308MB1B	9,52	3,97	0,8	2,8	4,4		○					
213-032205-882MB	TCGW16T308MB1B	9,52	3,97	0,8	2,8	4,4					○		
213-032205-09MB	TCGW16T308MB1B	9,52	3,97	0,8	2,8	4,4	●						

CBN Turning Inserts | Mechanical Fastening



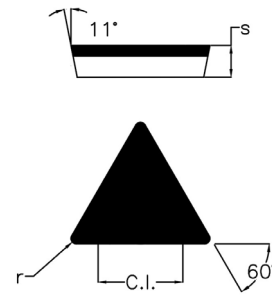

- Single-cutter insert Type TPGW...

● In Stock - ○ By request

EDP	DESCRIPTION	c.i.	s	r	Lt	d1	K		H		Sintered steel		Price
							09	11	901	882	883	879	
							Stock		Stock		Stock		
213-033444-882LB	TPGW090202LB1B	5,56	2,38	0,4	3	2,8					●		
213-032206-882LB	TPGW090204LB1B	5,56	2,38	0,4	3	2,8					●		
213-032206-11MB	TPGW090204MB1B	5,56	2,38	0,4	3	2,8		○					
213-032206-882MB	TPGW090204MB1B	5,56	2,38	0,4	3	2,8					○		
213-032207-11MB	TPGW110304MB1B	6,35	3,18	0,4	3	2,8		○					
213-032207-882MB	TPGW110304MB1B	6,35	3,18	0,4	3	2,8					○		
213-032208-11MB	TPGW110308MB1B	6,35	3,18	0,8	2,8	2,8		○					
213-032208-882MB	TPGW110308MB1B	6,35	3,18	0,8	2,8	2,8					○		

INSERTS

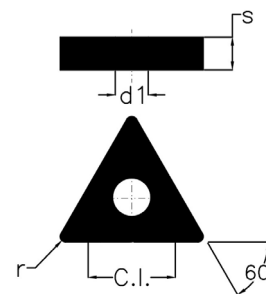

Turning | CBN



■ Full Face Insert Type TPGN...

● In Stock - ○ By request

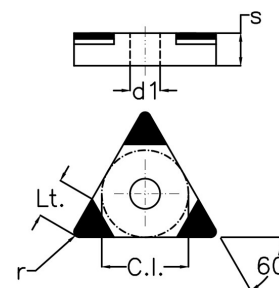

EDP	DESCRIPTION	c.i.	s	r	Lt	d1	K		H		Sintered steel		Price
							09	11	901	882	883	879	
							Stock		Stock		Stock		
233-033372-11E	TPGN110304EB3BF	6,35	3,18	0,4	11			○					
233-033373-11E	TPGN110308EB3BF	6,35	3,18	0,8	11			○					



■ Integral insert type TNGG...

● In Stock - ○ By request

EDP	DESCRIPTION	c.i.	s	r	Lt	d1	K		H		Sintered steel		Price
							09	11	901	882	883	879	
							Stock		Stock		Stock		
253-033371-883M	TNGG160408M6B5	9,52	4,76	0,8	3,7	4,4					○		



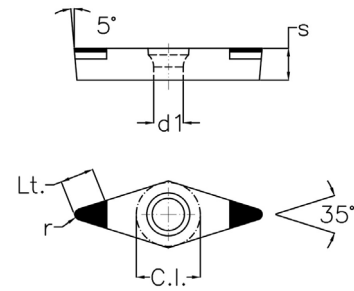
■ Three-corner insert Type TNGA...

● In Stock - ○ By request

EDP	DESCRIPTION	c.i.	s	r	Lt	d1	K		H		Sintered steel		Price
							09	11	901	882	883	879	
							Stock		Stock		Stock		
233-027694-11MB	TNGA160404MB3B	9,52	4,76	0,4	3,7	4,4		●					
233-027694-882MB	TNGA160404MB3B	9,52	4,76	0,4	3,7	4,4				●			
233-027695-11MB	TNGA160408MB3B	9,52	4,76	0,8	3,5	4,4		●					
233-027695-882MB	TNGA160408MB3B	9,52	4,76	0,8	3,5	4,4					●		
233-027695-882HB	TNGA160408HB3B	9,52	4,76	0,8	3,5	4,4					●		
233-027696-11MB	TNGA160412MB3B	9,52	4,76	1,2	3,2	4,4						○	
233-027696-882MB	TNGA160412MB3B	9,52	4,76	1,2	3,2	4,4							●

INSERTS

Turning | CBN

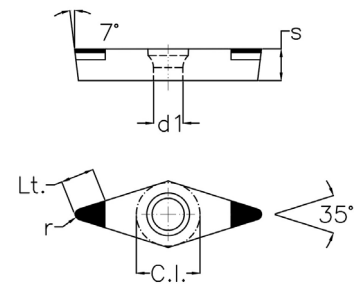



■ Insert Two Cutting Edge Type VBGW...

● In Stock - ○ By request

EDP	DESCRIPTION	c.i.	s	r	Lt	d1	K		H		Sintered steel		Price
							09	11	901	882	883	879	
							Stock		Stock		Stock		
236-032209-11LB	VBGW160402LB2B	9,52	4,76	0,2	4,3	4,4		○					
236-032209-882LB	VBGW160402LB2B	9,52	4,76	0,2	4,3	4,4				●			
236-032209-11MB	VBGW160402MB2B	9,52	4,76	0,2	4,3	4,4		○					
236-032209-882MB	VBGW160402MB2B	9,52	4,76	0,2	4,3	4,4				○			
236-027714-11L	VBGW160404L2B	9,52	4,76	0,4	4,1	4,4		○					
236-027714-11LB	VBGW160404LB2B	9,52	4,76	0,4	4,1	4,4		○					
236-027714-882LB	VBGW160404LB2B	9,52	4,76	0,4	4,1	4,4				○			
236-027714-11MB	VBGW160404MB2B	9,52	4,76	0,4	4,1	4,4		●					
236-027714-882MB	VBGW160404MB2B	9,52	4,76	0,4	4,1	4,4				●			
236-027715-11LB	VBGW160408LB2B	9,52	4,76	0,8	3,3	4,4		○					
236-027715-882LB	VBGW160408LB2B	9,52	4,76	0,8	3,3	4,4				○			
236-027715-11MB	VBGW160408MB2B	9,52	4,76	0,8	3,3	4,4		●					
236-027715-882MB	VBGW160408MB2B	9,52	4,76	0,8	3,3	4,4				●			

CBN Turning Inserts | Mechanical Fastening



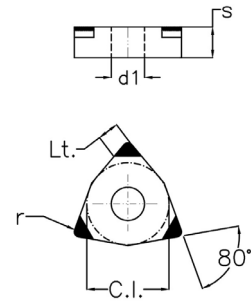
■ Insert Two Cutting Edge Type VCGW...

● In Stock - ○ By request

EDP	DESCRIPTION	c.i.	s	r	Lt	d1	K		H		Sintered steel		Price
							09	11	901	882	883	879	
							Stock		Stock		Stock		
236-027723-11LB	VCGW160404LB2B	9,52	4,76	0,4	4,1	4,4		○					
236-027723-882LB	VCGW160404LB2B	9,52	4,76	0,4	4,1	4,4				○			
236-027723-11MB	VCGW160404MB2B	9,52	4,76	0,4	4,1	4,4		○					
236-027723-882MB	VCGW160404MB2B	9,52	4,76	0,4	4,1	4,4				○			
236-027724-11LB	VCGW160408LB2B	9,52	4,76	0,8	3,3	4,4		○					
236-027724-882LB	VCGW160408LB2B	9,52	4,76	0,8	3,3	4,4				○			
236-027724-11MB	VCGW160408MB2B	9,52	4,76	0,8	3,3	4,4		○					
236-027724-882MB	VCGW160408MB2B	9,52	4,76	0,8	3,3	4,4				○			

INSERTS

Turning | CBN



- Three-corner insert Type WNGA...

● In Stock - ○ By request

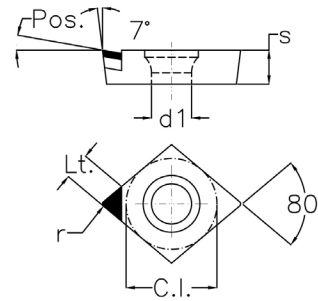

EDP	DESCRIPTION	c.i.	s	r	Lt	d1	K		H		Acciaio Sinterizzato		Price
							09	11	901	882	883	879	
							Stock	Stock	Stock	Stock	Stock	Stock	
234-032211-11MB	WNGA080404MB3B	12,7	4,76	0,4	2,9	5,13	○						
234-032211-882MB	WNGA080404MB3B	12,7	4,76	0,4	2,9	5,13			●				
234-032212-11MB	WNGA080408MB3B	12,7	4,76	0,8	2,8	5,13	○						
234-032212-882MB	WNGA080408MB3B	12,7	4,76	0,8	2,8	5,13			●				
234-032212-11N	WNGA080408N3B	12,7	4,76	0,8	2,8	5,13	○						
234-032212-882N	WNGA080408N3B	12,7	4,76	0,8	2,8	5,13				○			
234-032212-11NB	WNGA080408NB3B	12,7	4,76	0,8	2,8	5,13	○						
234-032212-882NB	WNGA080408NB3B	12,7	4,76	0,8	2,8	5,13				○			
234-032214-11MB	WNGA080412MB3B	12,7	4,76	1,2	2,7	5,13	○						
234-032214-882MB	WNGA080412MB3B	12,7	4,76	1,2	2,7	5,13				○			
234-032214-11N	WNGA080412N3B	12,7	4,76	1,2	2,7	5,13	○						
234-032214-882N	WNGA080412N3B	12,7	4,76	1,2	2,7	5,13				○			
234-032214-11NB	WNGA080412NB3B	12,7	4,76	1,2	2,7	5,13	○						
234-032214-882NB	WNGA080412NB3B	12,7	4,76	1,2	2,7	5,13				○			

CBN Turning Inserts | Mechanical Fastening



INSERTS

Turning | PCD

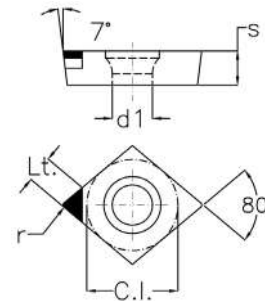



■ Single-cutter insert Type CCGT...

● In Stock - ○ By request

EDP	DESCRIPTION	c.i.	s	r	Lt	d1	N					CFRP	Price
							55	57	66	69	66		
							Stock	Stock	Stock	Stock	Stock		
203-032175-66	CCGT060202F1P	6,35	2,38	0,2	3,3	2,8			●				
203-032175-57	CCGT060202F1P	6,35	2,38	0,2	3,3	2,8	●						
203-032176-57	CCGT060204F1P	6,35	2,38	0,4	3,2	2,8	●						
203-032177-57	CCGT060208F1P	6,35	2,38	0,8	3,1	2,8	○						
203-033374-57	CCGT09T304F1P	9,52	3,97	0,4	4,1	4,4	●						
203-033375-57	CCGT09T308F1P	9,52	3,97	0,8	4,0	4,4	○						
203-033376-57	CCGT120404F1P	12,70	4,76	0,4	6,0	5,5	●						
203-033377-57	CCGT120408F1P	12,70	4,76	0,8	5,9	5,5	●						

PCD turning inserts | Mechanical Fastening



■ Single-cutter insert Type CCGW...

● In Stock - ○ By request

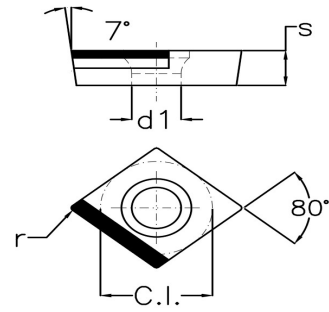
EDP	DESCRIPTION	c.i.	s	r	Lt	d1	N					CFRP	Price
							55	57	66	69	66		
							Stock	Stock	Stock	Stock	Stock		
203-020101-57	CCGW060202F1P	6,35	2,38	0,2	3,3	2,8		●					
203-020102-55	CCGW060204F1P	6,35	2,38	0,4	3,2	2,8	●						
203-020102-66	CCGW060204F1P	6,35	2,38	0,4	3,2	2,8			●		●		
203-020103-55	CCGW060208F1P	6,35	2,38	0,8	3,1	2,8	●						
203-032178-55	CCGW09T304F1P	9,52	3,97	0,4	4,1	4,4	●						
203-032178-57	CCGW09T304F1P	9,52	3,97	0,4	4,1	4,4		●					
203-032179-57	CCGW09T308F1P	9,52	3,97	0,8	4,0	4,4		●					
203-032180-57	CCGW120404F1P	12,70	4,76	0,4	6,0	5,5		●					
203-032181-55	CCGW120408F1P	12,70	4,76	0,8	5,9	5,5	●						
203-032181-57	CCGW120408F1P	12,70	4,76	0,8	5,9	5,5		○					

INSERTS

Turning | PCD



Sharp right image



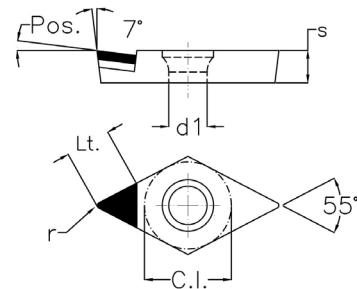

- Single-cutter insert Type CCGW...

● In Stock - ○ By request

EDP	DESCRIPTION	c.i.	s	r	Lt	d1	N					Price
											CFRP	
							55	57	66	69	66	
Stock		Stock		Stock								
203-020674-55	CCGW060202F1LP	6,35	2,38	0,2	6,2	2,8	○					
203-020125-55	CCGW060204F1LP	6,35	2,38	0,4	6,0	2,8	○					
203-027726-55	CCGW060208F1LP	6,35	2,38	0,8	5,8	2,8	○					
203-020126-55	CCGW09T304F1LP	9,52	3,97	0,4	9,2	4,4	○					
203-027728-55	CCGW09T308F1LP	9,52	3,97	0,8	8,8	4,4	○					
203-027729-55	CCGW09T312F1LP	9,52	3,97	1,2	8,4	4,4	○					
203-034251-55	CCGW060202F1RP	6,35	2,38	0,2	6,2	2,8	○					
203-021744-55	CCGW060204F1RP	6,35	2,38	0,4	6,0	2,8	○					
203-034252-55	CCGW060208F1RP	6,35	2,38	0,8	5,8	2,8	○					
203-022461-55	CCGW09T304F1RP	9,52	3,97	0,4	9,2	4,4	○					
203-034253-55	CCGW09T308F1RP	9,52	3,97	0,8	8,8	4,4	○					
203-034254-55	CCGW09T312F1RP	9,52	3,97	1,2	8,4	4,4	○					

INSERTS

Turning | PCD



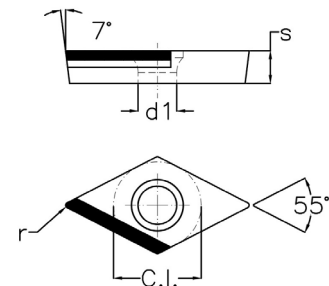
■ Single-cutter insert Type DCGT...

● In Stock - ○ By request

EDP	DESCRIPTION	c.i.	s	r	Lt	d1	N					CFRP	Price
							55	57	66	69	66		
							Stock	Stock	Stock	Stock	Stock		
204-033378-66	DCGT070202F1P	6,35	2,38	0,2	3,9	2,8			●				
204-033378-57	DCGT070202F1P	6,35	2,38	0,2	3,9	2,8		○					
204-033379-57	DCGT070204F1P	6,35	2,38	0,4	3,7	2,8		●					
204-022580-57	DCGT11T304F1P	9,52	3,97	0,4	4,2	4,4		●					
204-033380-57	DCGT11T308F1P	9,52	3,97	0,8	3,9	4,4		○					



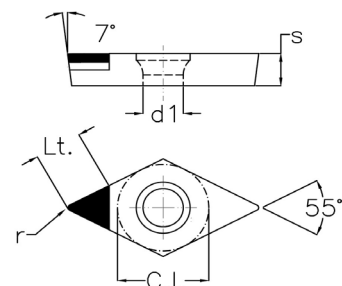

sharp right image



■ Single-cutter insert Type DCGW...

● In Stock - ○ By request

EDP	DESCRIPTION	c.i.	s	r	Lt	d1	N					CFRP	Price
							55	57	66	69	66		
							Stock	Stock	Stock	Stock	Stock		
204-027734-55	DCGW070202F1LP	6,35	2,38	0,2	7,4	2,8	○						
204-027735-55	DCGW070204F1LP	6,35	2,38	0,4	7,1	2,8	○						
204-027736-55	DCGW070208F1LP	6,35	2,38	0,8	6,5	2,8	○						
204-027738-55	DCGW11T302F1LP	9,52	3,97	0,2	11,3	4,4	○						
204-027739-55	DCGW11T304F1LP	9,52	3,97	0,4	11,0	4,4	○						
204-027740-55	DCGW11T308F1LP	9,52	3,97	0,8	10,4	4,4	○						
204-034255-55	DCGW070202F1RP	6,35	2,38	0,2	7,4	2,8	○						
204-034256-55	DCGW070204F1RP	6,35	2,38	0,4	7,1	2,8	○						
204-034257-55	DCGW070208F1RP	6,35	2,38	0,8	6,5	2,8	○						
204-034258-55	DCGW11T302F1RP	9,52	3,97	0,2	11,3	4,4	○						
204-034259-55	DCGW11T304F1RP	9,52	3,97	0,4	11,0	4,4	○						
204-034260-55	DCGW11T308F1RP	9,52	3,97	0,8	10,4	4,4	○						



■ Single-cutter insert Type DCGW...

● In Stock - ○ By request

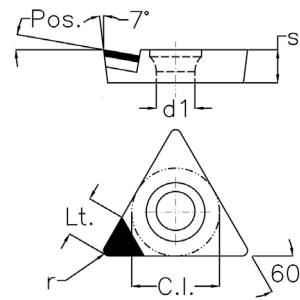
EDP	DESCRIPTION	c.i.	s	r	Lt	d1	N					CFRP	Price
							55	57	66	69	66		
							Stock	Stock	Stock	Stock	Stock		
204-032182-57	DCGW070202F1P	6,35	2,38	0,2	3,9	2,8			●				
204-032183-55	DCGW070204F1P	6,35	2,38	0,4	3,7	2,8	●						
204-032184-55	DCGW11T304F1P	9,52	3,97	0,4	4,2	4,4	●						
204-032185-55	DCGW11T308F1P	9,52	3,97	0,8	3,9	4,4	●						
204-032185-57	DCGW11T308F1P	9,52	3,97	0,8	3,9	4,4		●					

INSERTS

Turning | PCD



■ Single-cutter insert Type TCGT...

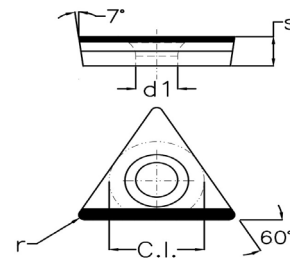


● In Stock - ○ By request

EDP	DESCRIPTION	c.i.	s	r	Lt	d1	N					Price
							CRP					
							55	57	66	69	66	
							Stock	Stock	Stock			
213-028932-55	TCGT090208F1P	5,56	2,38	0,8	3	2,5	○					
213-033381-57	TCGT110204F1P	6,35	2,38	0,4	3,7	2,8		●				
213-033382-57	TCGT16T304F1P	9,52	3,97	0,4	5,7	4,4		○				



■ Single-cutter insert Type TCGW...

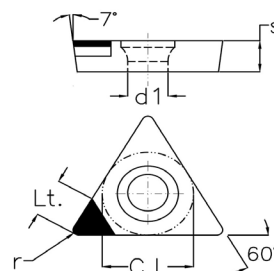


● In Stock - ○ By request

EDP	DESCRIPTION	c.i.	s	r	Lt	d1	N					Price
							CRP					
							55	57	66	69	66	
							Stock	Stock	Stock			
213-020123-55	TCGW090204F2P	5,56	2,38	0,4	8,5	2,5	○					
213-027741-55	TCGW090208F2P	5,56	2,38	0,8	7,5	2,5	○					
213-020124-55	TCGW110204F2P	6,35	2,38	0,4	10,0	2,8	○					
213-025317-55	TCGW110208F2P	6,35	2,38	0,8	9,0	2,8	○					
213-027743-55	TCGW16T304F2P	9,52	3,97	0,4	15,5	4,4	○					
213-027744-55	TCGW16T308F2P	9,52	3,97	0,8	14,5	4,4	○					
213-027745-55	TCGW16T312F2P	9,52	3,97	1,2	13,5	4,4	○					



■ Single-cutter insert Type TCGW...




● In Stock - ○ By request

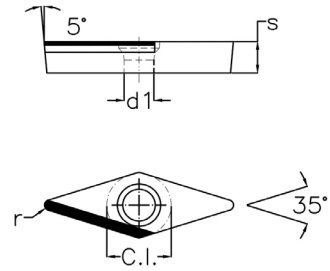
EDP	DESCRIPTION	c.i.	s	r	Lt	d1	N					Price
							CRP					
							55	57	66	69	66	
							Stock	Stock	Stock			
213-020088-55	TCGW090204F1P	5,56	2,38	0,4	3,3	2,5	●					
213-032186-55	TCGW090208F1P	5,56	2,38	0,8	2,7	2,5	●					
213-032187-55	TCGW110204F1P	6,35	2,38	0,4	3,7	2,8	●					
213-032188-55	TCGW16T304F1P	9,52	3,97	0,4	5,7	4,4	●					
213-032189-55	TCGW16T308F1P	9,52	3,97	0,8	5,4	4,4	●					

INSERTS

Turning | PCD




sharp right image



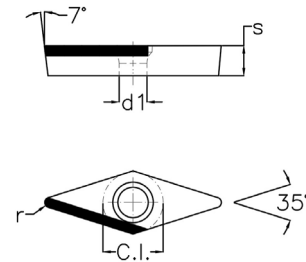
▪ Single-cutter insert Type VBGW...

● In Stock - ○ By request

EDP	DESCRIPTION	c.i.	s	r	Lt	d1	N					Price
											CFRP	
							55	57	66	69	66	
							Stock	Stock	Stock			
216-027748-55	VBGW110204F1LP	6,35	2,38	0,4	10,0	2,8	○					
216-027749-55	VBGW110208F1LP	6,35	2,38	0,8	9,0	2,8	○					
216-027750-55	VBGW110212F1LP	6,35	2,38	1,2	8,0	2,8	○					
216-027752-55	VBGW160404F1LP	9,52	4,76	0,4	15,6	4,4	○					
216-027753-55	VBGW160408F1LP	9,52	4,76	0,8	14,6	4,4	○					
216-027754-55	VBGW160412F1LP	9,52	4,76	1,2	13,6	4,4	○					
216-034261-55	VBGW110204F1RP	6,35	2,38	0,4	4,0	2,8	○					
216-034262-55	VBGW110208F1RP	6,35	2,38	0,8	3,1	2,8	○					
216-034263-55	VBGW110212F1RP	6,35	2,38	1,2	2,2	2,8	○					
216-034264-55	VBGW160404F1RP	9,52	4,76	0,4	5,7	4,4	○					
216-034265-55	VBGW160408F1RP	9,52	4,76	0,8	4,9	4,4	○					
216-034266-55	VBGW160412F1RP	9,52	4,76	1,2	4,1	4,4	○					



sharp right image



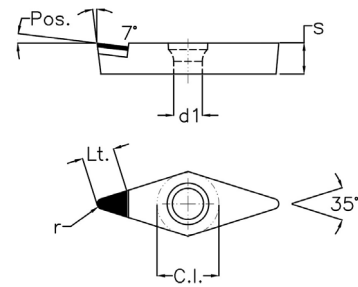

▪ Single-cutter insert Type VCGW...

● In Stock - ○ By request

EDP	DESCRIPTION	c.i.	s	r	Lt	d1	N					Price
											CFRP	
							55	57	66	69	66	
							Stock	Stock	Stock			
216-027758-55	VCGW110204F1LP	6,35	2,38	0,4	10,0	2,8	○					
216-027759-55	VCGW110208F1LP	6,35	2,38	0,8	9,0	2,8	○					
216-027760-55	VCGW110212F1LP	6,35	2,38	1,2	8,0	2,8	○					
216-027762-55	VCGW160404F1LP	9,52	4,76	0,4	15,6	4,4	○					
216-027763-55	VCGW160408F1LP	9,52	4,76	0,8	14,6	4,4	○					
216-027764-55	VCGW160412F1LP	9,52	4,76	1,2	13,6	4,4	○					
216-034267-55	VCGW110204F1RP	6,35	2,38	0,4	4,0	2,8	○					
216-034268-55	VCGW110208F1RP	6,35	2,38	0,8	3,1	2,8	○					
216-034269-55	VCGW110212F1RP	6,35	2,38	1,2	2,2	2,8	○					
216-034270-55	VCGW160404F1RP	9,52	4,76	0,4	5,7	4,4	○					
216-034271-55	VCGW160408F1RP	9,52	4,76	0,8	4,9	4,4	○					
216-034272-55	VCGW160412F1RP	9,52	4,76	1,2	4,1	4,4	○					

INSERTS

Turning | PCD

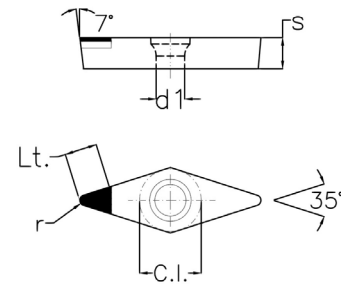


- Single-cutter insert Type VCGT...

● In Stock - ○ By request

EDP	DESCRIPTION	c.i.	s	r	Lt	d1	N					CFRP	Price
							55	57	66	69	66		
							Stock	Stock	Stock	Stock	Stock		
216-033383-57	VCGT110304F1P	6,35	3,18	0,4	4,0	2,8		●					
216-033364-55	VCGT110308F1P	6,35	3,18	0,8	4,0	2,8	●						
216-033365-55	VCGT160404F1P	9,52	4,76	0,4	5,7	4,4	●						
216-033365-57	VCGT160404F1P	9,52	4,76	0,4	5,7	4,4		○					
216-032010-57	VCGT160408F1P	9,52	4,76	0,8	4,9	4,4		○					

PCD turning inserts | Mechanical Fastening



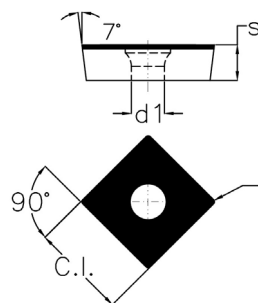
- Single-cutter insert Type VCGW...

● In Stock - ○ By request

EDP	DESCRIPTION	c.i.	s	r	Lt	d1	N					CFRP	Price
							55	57	66	69	66		
							Stock	Stock	Stock	Stock	Stock		
216-032192-69	VCGW110304F1P	6,35	3,18	0,4	4,0	2,8				●			
216-032192-57	VCGW110304F1P	6,35	3,18	0,4	4,0	2,8		●					
216-032193-57	VCGW160404F1P	9,52	4,76	0,4	5,7	4,4		●					
216-032194-55	VCGW160408F1P	9,52	4,76	0,8	4,9	4,4	●						

INSERTS

Turning | PCD

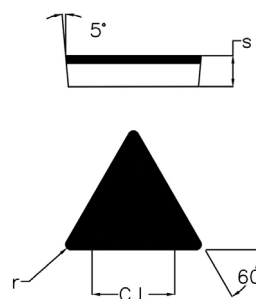


- Full Face Insert Type SCGW...

● In Stock - ○ By request

EDP	DESCRIPTION	c.i.	s	r	Lt	d1	N					CFRP	Price
							55	57	66	69	66		
							Stock	Stock	Stock	Stock	Stock		
232-027090-57	SCGW120404F4PF	12,70	4,76	0,4	12,70	5,5		○					
232-016485-57	SCGW120408F4PF	12,70	4,76	0,8	12,70	5,5		○					

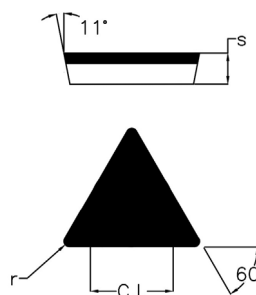
PCD turning inserts | Mechanical Fastening



- Full Face Insert Type TBGN...

● In Stock - ○ By request

EDP	DESCRIPTION	c.i.	s	r	Lt	d1	N					CFRP	Price
							55	57	66	69	66		
							Stock	Stock	Stock	Stock	Stock		
233-020116-57	TBGN060104F3PF	3,97	1,59	0,4	6,9			○					



- Full Face Insert Type TPGN...

● In Stock - ○ By request

EDP	DESCRIPTION	c.i.	s	r	Lt	d1	N					CFRP	Price
							55	57	66	69	66		
							Stock	Stock	Stock	Stock	Stock		
233-020121-57	TPGN110304F3PF	11	3,18	0,4	11			●					
213-020082-57	TPGN110308F3PF	11	3,18	0,8	11			○					

PCD CUTTING PARAMETERS

Turning | Mechanical Fastening | Cutting conditions

PCD INSERTS

Cutting parameters and conditions

	Material	Application	Grade	Cutting parameters		
				Ap (mm)	F (mm/rev)	VT (m/min)
N	Aluminium (AlSi 1-8%)	Finish / Semi-finish	57	0,03 - 12	0,12 - 0,20 - 0,30	1000 - 3500 - 6000
	Aluminium (AlSi 6-12%)	Finish / Semi-finish	57	0,03 - 12	0,12 - 0,20 - 0,30	800 - 1900 - 3000
	Aluminium (AlSi >12%)	Roughing	66	0,03 - 5	0,10 - 0,15 - 0,20	200 - 600 - 1000
	Brass - Bronze - Copper	Finish / Semi-finish	57	0,03 - 3	0,10 - 0,17 - 0,25	800 - 1000 - 1200
CFRP	Composite	Finish / Semi-finish	66	0,03 - 12	0,05 - 0,10 - 0,15	200 - 400 - 600

1. These are to be considered general guidelines. Modifications may be necessary according to actual working conditions.
2. Check the correct positioning of the insert on the insert holder before use.


ABRASIVE QUALITY

Technical specifications

Grade	Technical specifications
69	A sub-micrometric, high-density diamond grit recommended for finishing operations on aluminium and light alloys in general. Provides good surface Ra.
55	Grit size with intermediate properties between grade 57 and 69 recommended for special profiles. Good wear resistance.
57	The average diamond grain size makes it suitable for multiple applications, balancing good surface roughness and high wear resistance.
66	The bi-modal grit size ensures excellent wear resistance, implementing durability. Particularly recommended for roughing operations.

TRUCIOLO SHAPE

Optimum chip management




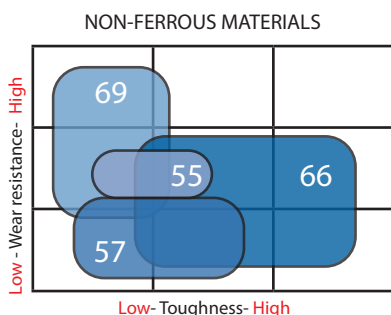
Technical specifications


Our company is able to create customised chip-shape solutions to meet the specific needs of our customers. Thanks to the experience and innovative technologies at our disposal, we can guarantee high-quality and reliable solutions. In particular, the geometry of the chip shape on the cutting edge breast is designed to ensure efficient chip management during machining, to avoid damaging the quality of the machined surface and to eliminate the problem of chip evacuation. As this is a dedicated execution, knowledge of:

- Material to be processed
- Insert attack angle and direction of machining
- Passing depth (Ap)
- Advancement (fn)

CHOICE OF GRADE

Grades and applications







06/2024 - All rights reserved. ©

The contents of this catalogue are provided for viewing only. They are not intended for reproduction, in whole or in part, on this or any other medium. They may not be copied, used to create derivative works or used for any reason whatsoever without the express written consent of the copyright holder. If prices are indicated, they are net unit prices and any taxes must be added. The company is not liable for any printing errors in technical, price and/or any other data. Insert specifications are subject to change without notice.

FIUDI s.r.l.
società a socio unico
Via Ferrero 65 A/B
10098 Rivoli (TO) - Italy
Tel: +39 (0) 11.2489966
sales@fudi.com

www.fudi.com

